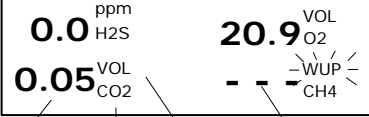

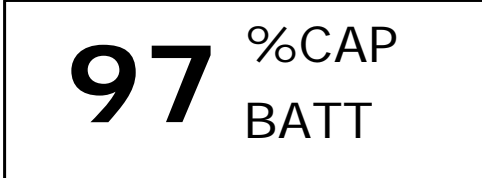
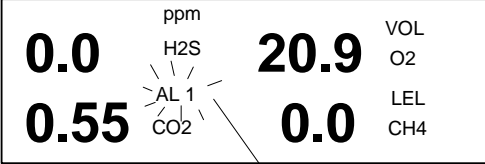


DISPLAY

<p>Turning the detector on:</p> <p>ON</p>	 <p>Meas. value Gas Unit WUP - Warm-up</p>
<p>ZOOM – display:</p> <p>DISPLAY</p>	
<p>Battery capacity:</p> <p>DISPLAY</p> <p>Press repeatedly</p>	
<p>Pump mode:</p> <p>PUMP</p>	<p>The display shows shortly reads: PUMP ON resp. PUMP OFF And turns back to actual display readings</p>
<p>Alarm:</p> <p>Example: First threshold is exceeded for CO₂</p>	 <p>Alarm 1 is activated</p>
<p>Turning the detector off:</p> <p>EX OFF + RESET OFF</p>	<p>SWITCH OFF in 3 Seconds</p>

G 750 Polytector II



GFG Gesellschaft für Gerätebau mbH
Klönnestraße 99 - 44143 Dortmund
Telefon 0231 / 56400 0
Telefax 0231 / 516313
E-Mail info@gfg-mbh.com
Internet www.gasdetection.biz

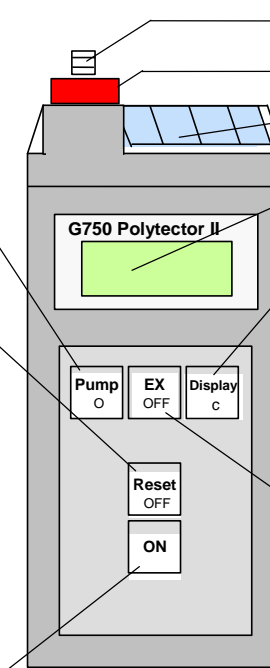
163-000.16 – Display E

For your safety

This shortform operation manual does not substitute the standard manual. It is only to give short operational hints for the detection mode. For important additional information on measurement preparations, service, etc. please refer to your standard operational manual.

Short Survey on Keyboard Commands

- short** Pump On/Off
- with** **long** Fresh Air calibration
- short** Resetting of stored values
- short** Resetting of alarms
- short** Resetting of battery alarm
- with** **long** Turning detector off
- with** **long** Fresh Air calibration
- ON** Turning detector on



1. Intake with Filter
 2. Alarm-LED and audible alarm
 3. Diffusion Inlet
 4. LCD-Display
- short** Zoom- / Memory display*
 - repeated** All measurement values and battery capacity
 - long** Memory- / Zoom display*
 - repeated** Going to another gas
 - long** Back to Zoom- / Memory display
 - EX OFF** Turning detector off
 - long** Ex-Detection im Bereich Vol.-%
 - long** stops Ex-Detection

*depending on initial display mode

Attention

The POLYTECTOR II must be turned on in gas –free atmosphere, e.g. before entering a confined space area where dangerous gases can occur.

Visual check

After having been used, you should give the POLYTECTOR II a short visual check. Dust or dirt can be wiped off with a damp cloth. Do not use solvents or cleaning agents.

Maintenance and Inspection

Gas detectors have to be checked for function by experts at least once a year. The max. calibration interval should not exceed 16 weeks. For more details please refer to guideline T 021 (8/02) BG Chemie (Germany).